

Name: 영어이름과 한국이름

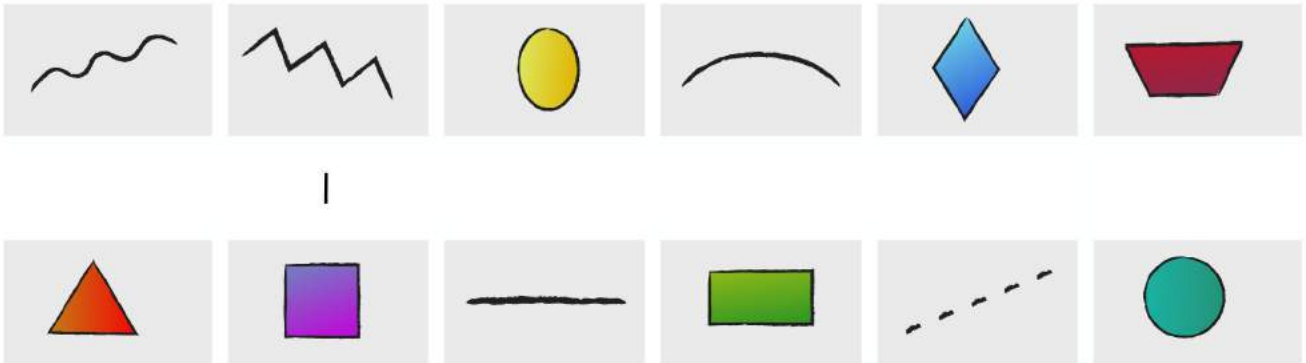
Date: 날짜

## Basics

# Lines & Shapes Review

### Listen & Number

Listen to your teacher and number the pictures in the order you hear them.



### Look & Write

Look at the pictures. Write sentences describing each picture. Follow the example.




Example: There are 3 triangles.



1. \_\_\_\_\_



2. \_\_\_\_\_



3. \_\_\_\_\_



4. \_\_\_\_\_

## Match Up

Look at the pictures. Match the pictures to the correct words. Trace the words.


straight line ●

●



wavy line ●

●



square ●

●



zig zag ●

●



rectangle ●

●



circle ●

●



## Think About It!

Read and answer the questions. Use the example.

**Example: What shape is a TV?**

**It's a rectangle.**

1. What shape is the sun?

1. \_\_\_\_\_

2. What shape is samgakkimbab?

2. \_\_\_\_\_

3. What shape is a pencil?

3. \_\_\_\_\_

4. What shape is ramyeon?

4. \_\_\_\_\_

5. What shape is a smile?

5. \_\_\_\_\_

6. What shape is an egg?

6. \_\_\_\_\_

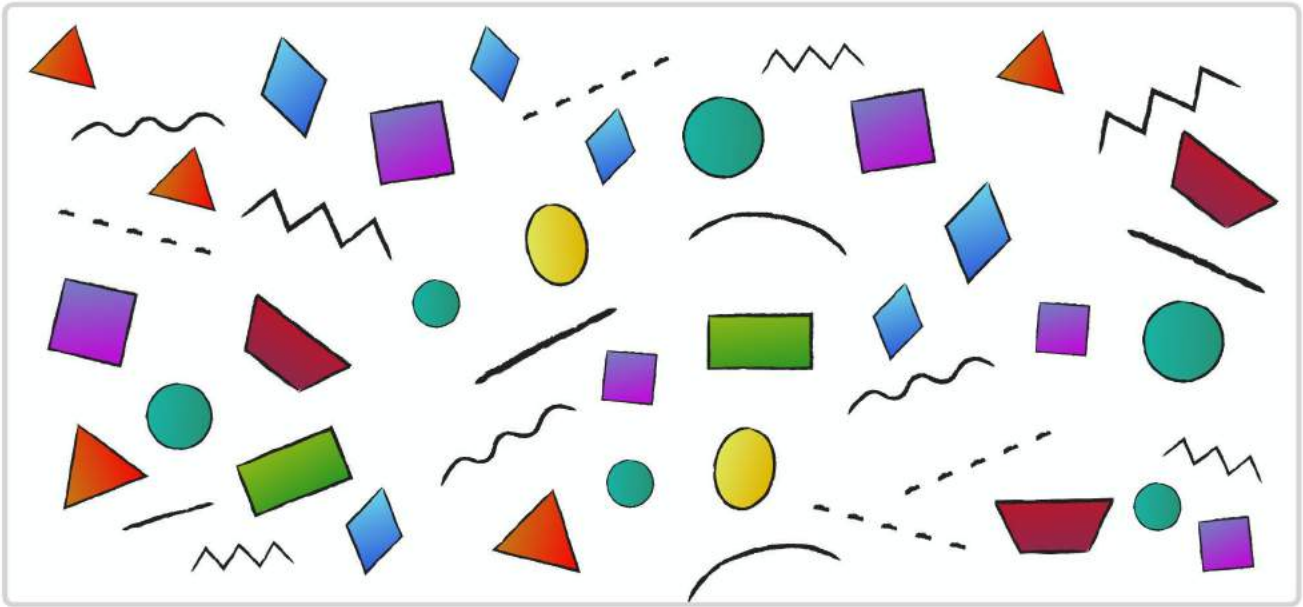
## Look, Listen, & Answer

Look at the picture. Answer You teacher's questions. Use the example.

### Example:

A: How many squares are there?

B: There are five squares.



## Look, Listen, & Answer

Look at the picture. Answer You teacher's questions. Use the example.

### Example 1:


A: What is it?    What shape is it?

B: It's a ball.    It's a circle.



# My Amazing House

Draw a picture of your dream house! Try to use all the shapes. Write about it below.



On the left side of the drawing box, there are five decorative lines: a wavy line, a curved line, a straight line, a zigzag line, and a dashed line. On the right side, there is a vertical column of seven colored shapes: a green rectangle, a yellow circle, a blue diamond, an orange triangle, a purple square, a teal circle, and a red trapezoid.

Seven sets of horizontal dashed lines for writing.