

NAME: 영어이름과 한국이름

DATE: 날짜

## Trace & Write

Look at the letters. First, trace them. Then practice writing them.




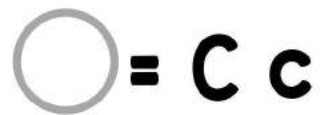
A a A a A a A a A a

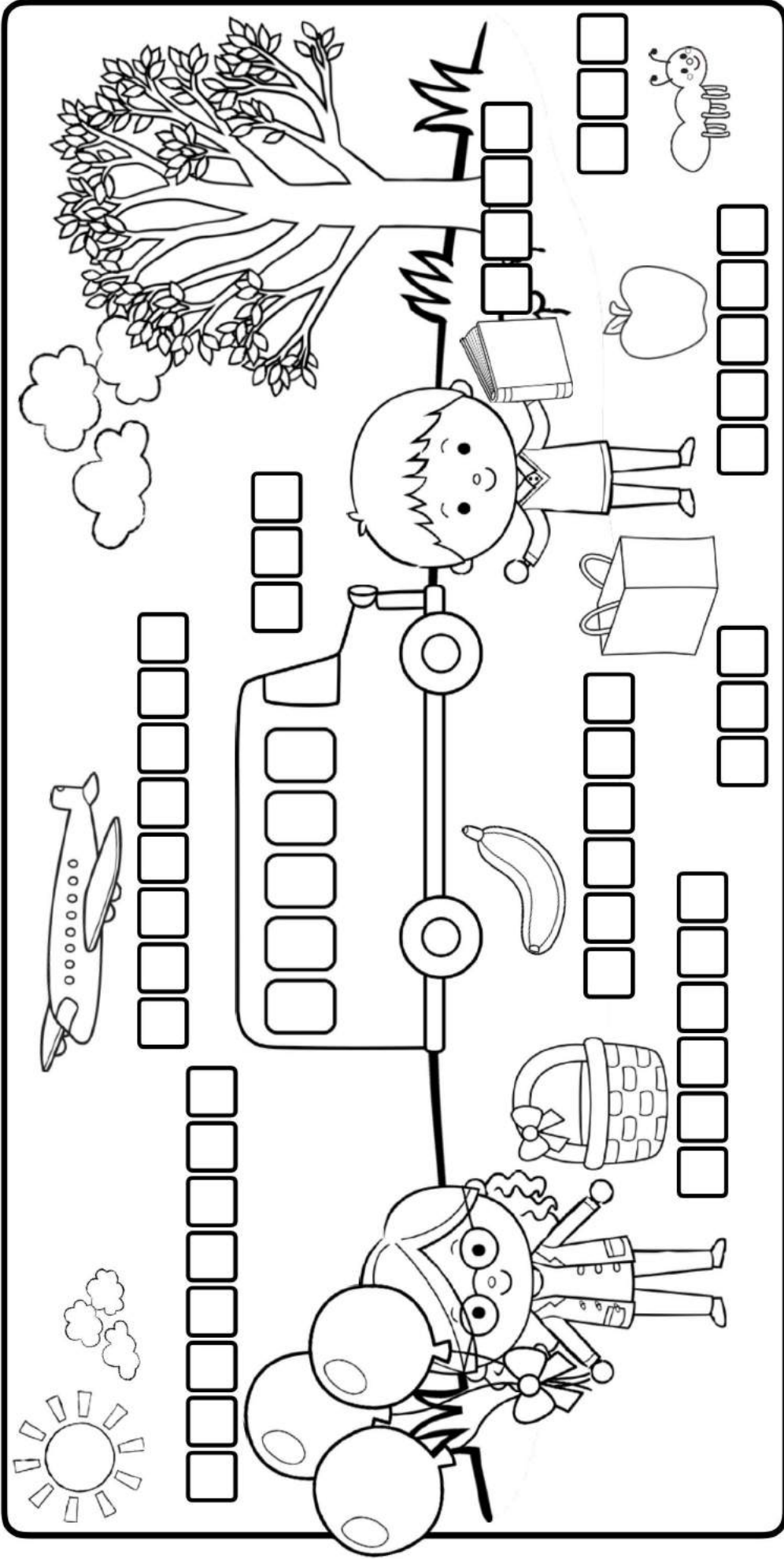


B b B b B b B b B b

## Color By Letter

Choose colors for each letter. Then color the picture by the letters!





book

banana

airplane

ant

apple

bus

balloons

basket

book

## Credits & Attributions

---

Please take a moment to acknowledge the artists that made these materials possible.

The illustrations used in these materials were created and licensed for use by Little Red's School House. To buy her beautiful clip art for use in your own materials, visit the shop by clicking the link below.

The fonts used in these materials were created and licensed for use by Kimberly Geswein. As you can see, they are beautiful and serve young learners well. To download her beautiful fonts for your own use visit her website by following the link below.

Thank you again for choosing to use our materials in your classroom, and for adhering to our [Terms of Use](#) policy.

We hope both you and your students enjoy using these materials. Please contact us with any suggestions, error reports, or feedback [here](#). If reporting an error, please make a reference to the specific lesson and page number. We will correct it as soon as we can.

Best Wishes,  
HagwonHelp.com



[Little Red's TPT Shop](#)



[Kimberly Geswein](#)